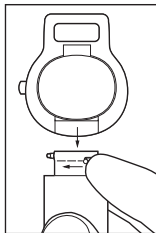
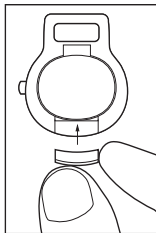


## HOW TO CHANGE THE WATCHBAND AL9000 SERIES

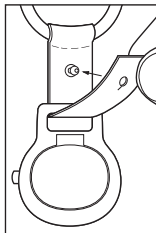
---



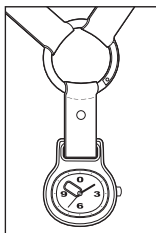
(1) Slide the spring bar pin on the back of the strap to the left and pull down to remove the strap.



(2) Insert the plastic cover into the opening.



(3) Thread the necklace flap through the top of case and secure to the metal peg.



The wrist watch changes to a pendant watch.